

U-Handles

Handle Bar Aluminum / Handle Shanks Plastic, for 19" Rack and Enclosure Layout

SPECIFICATION

Types

- Type **A**: Mounting from the back (Self-tapping screws)
- Type **B**: Mounting from the operators side

Handle bar
Aluminium

Handle shanks
Plastic (Polyamide PA)

- glas fibre reinforced
- temperature resistant up to 130 °C

Handle bar **ELS**
anodized, natural colour

Handle shanks
black, matt

Handle bar **ESS**
anodized, black

Handle shanks
black, matt

Handle bar **ELG**
anodized, natural colour

Handle shanks
light grey, matt

Socket cap screws DIN 912-M5-45
Steel, zinc plated, black

Flange nuts DIN 1661-M5
Steel, zinc plated, blue passivated

Self-tapping screws ISO 7049
Steel zinc plated ST 4,8-19



INFORMATION

The dimensions of the Rack Handles GN 423 have been designed to match a 19" rack and enclosure layout.

The values of the height unit HE given in the table refer to the corresponding front panel heights of the housings.

Handle bar and handle shanks are interconnected via a plug-type connection, with the effect that special lengths are easily realised.

Thanks to the fixing screws included in the set, the Rack Handles are easily and economically mounted.

TECHNICAL INFORMATION

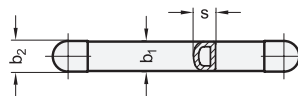
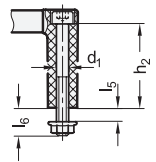
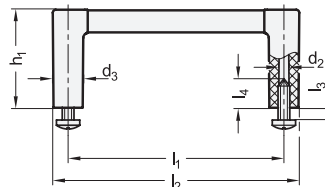
- Load rating information (see page A35)

* Complete with



Type A

Type B



GN 423

Description	b1	l1 ±0.25	b2	d1	d2	d3	h1	h2	l2	l3 max.	l4 min.	l5 max.	l6	s	HE	△
GN 423-12-55-A-*	12	55	12.5	M 5	-	12.5	40	34.5	67.5	5	-	5	10.5	9	2	25
GN 423-12-88-A-*	12	88	12.5	M 5	-	12.5	40	34.5	100.5	5	-	5	10.5	9	3	31
GN 423-12-100-A-*	12	100	12.5	M 5	-	12.5	40	34.5	112.5	5	-	5	10.5	9	3	34
GN 423-12-120-A-*	12	120	12.5	M 5	-	12.5	40	34.5	132.5	5	-	5	10.5	9	4	37
GN 423-12-180-A-*	12	180	12.5	M 5	-	12.5	40	34.5	192.5	5	-	5	10.5	9	5	50
GN 423-12-235-A-*	12	235	12.5	M 5	-	12.5	40	34.5	247.5	5	-	5	10.5	9	6	59
GN 423-12-55-B-*	12	55	12.5	-	4.3	12.5	40	34.5	67.5	5	14	5	10.5	9	2	37
GN 423-12-88-B-*	12	88	12.5	-	4.3	12.5	40	34.5	100.5	5	14	5	10.5	9	3	42
GN 423-12-100-B-*	12	100	12.5	-	4.3	12.5	40	34.5	112.5	5	14	5	10.5	9	3	45
GN 423-12-120-B-*	12	120	12.5	-	4.3	12.5	40	34.5	132.5	5	14	5	10.5	9	4	48
GN 423-12-180-B-*	12	180	12.5	-	4.3	12.5	40	34.5	192.5	5	14	5	10.5	9	5	59
GN 423-12-235-B-*	12	235	12.5	-	4.3	12.5	40	34.5	247.5	5	14	5	10.5	9	6	66